

TC-0802A VALVE

2PC 300# FULL PORT BALL VALVE, FLANGED



DESIGN FEATURES:

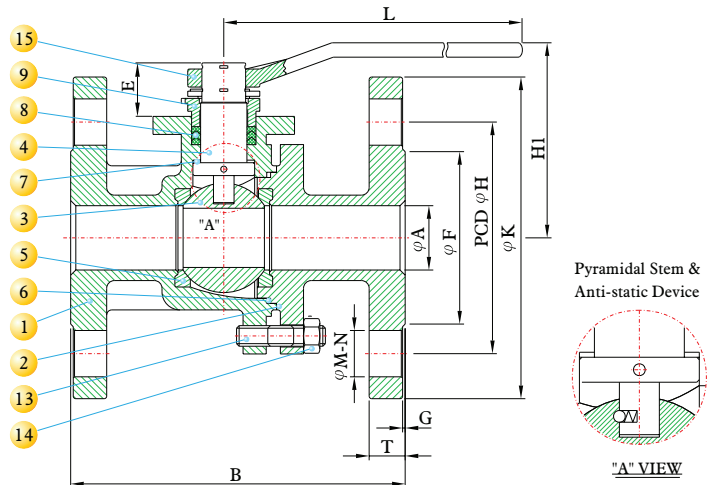
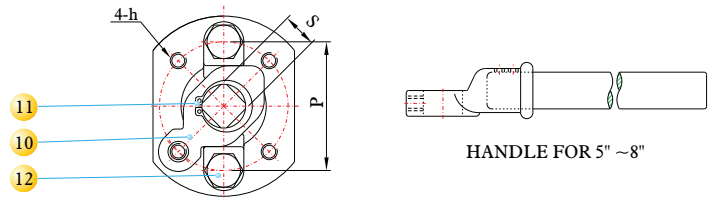
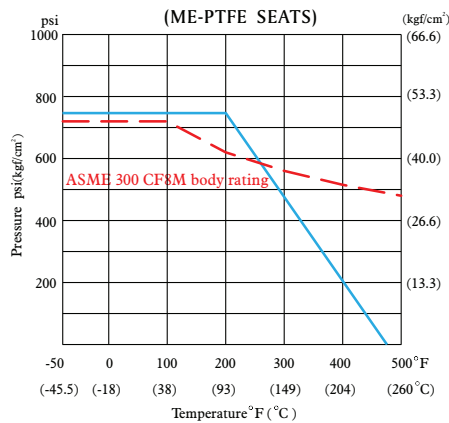
- Steam rating: 150 psi WSP
- ISO 5211 Actuator Mounting Pad
- Blow-out-proof stem design
- Anti - Static Device
- Body: ASTM A351 Gr.CF8M
- Ball: SS316
- Stem: SS316
- ME-PTFE SEAL KITS : REPLACES PTFE ,RPTFE AND FPA
LOW DEFORMATION UNDER LOAD
LOW PERMEATION
- Temperature Rating : -45.5 °C (-50 °F) to 246 °C (475 °F)
- Face to Face: ANSI B16.10
- Flange Dimensions: ANSI B16.5 300 #
- TEST STANDARD: API 598
- Vacuum Service to 29" Hg

MATERIALS LIST

NO.	PART NAME	MATERIAL	QTY
1	BODY	ASTM A351 Gr.CF8M	1
2	CAP	ASTM A351 Gr.CF8M	1
3	BALL	ASTM A351 Gr.CF8M	1
4	STEM	ASTM A276 Gr.316	1
5	SEAT	ME-PTFE	2
6	GASKET	ME-PTFE	1
7	THRUST WASHER	ME-PTFE	1
8	PACKING	ME-PTFE	1
9	GLAND	ASTM A351 Gr.CF8	1
10	STOPPER	SS304	1
11	SNAP RING	SS304	2
12	GLAND BOLT	ASTM A193 Gr.B8	2
13	STUD BOLT	ASTM A193 Gr.B8	4~12
14	SET NUT	ASTM A194 Gr.8M	4~12
15	HANDLE	ASTM A536 Gr.B 65-45-12	1

ME-PTFE IS Molecularly Enhanced PTFE

PRESSURE TEMPERATURE RATINGS



DIMENSIONS

SIZE	A		B		E		F		G		H		K		T		M		N	P		S		L		H1		h	Cv	Weight		
	inch	mm	inch	mm	inch	mm	inch	mm	inch	mm	inch	mm	inch	mm	inch	mm	inch	mm		inch	mm	inch	mm	inch	mm	inch	mm			Factor	Kg	Lb
1/2"	15	0.59	15.0	5.50	139.7	1.00	25.5	1.38	35.0	0.06	1.6	2.62	66.5	3.75	95.2	0.56	14.2	0.62	15.7	4	1.65	42	0.43	11	5.18	131.5	2.91	73.8	M5*P0.8	26	2.53	5.58
3/4"	20	0.79	20.0	6.00	152.4	0.98	25.0	1.69	42.9	0.06	1.6	3.25	82.5	4.62	117.3	0.62	15.7	0.75	19.0	4	1.65	42	0.43	11	5.18	131.5	2.94	74.8	M5*P0.8	55	3.50	7.72
1"	25	0.98	25.0	6.50	165.1	1.26	32.0	2.00	50.8	0.06	1.6	3.50	88.9	4.88	123.9	0.69	17.5	0.75	19.0	4	1.97	50	0.55	14	6.42	163.0	3.44	87.4	M6*P1.0	110	4.54	10.01
1 1/4"	32	1.26	32.0	7.00	177.8	1.28	32.5	2.50	63.5	0.06	1.6	3.88	98.5	5.25	133.3	0.75	19.0	0.75	19.0	4	1.97	50	0.55	14	6.42	163.0	3.63	92.2	M6*P1.0	180	5.75	12.67
1 1/2"	40	1.50	38.0	7.50	190.5	1.65	42.0	2.88	73.1	0.06	1.6	4.50	114.3	6.12	155.4	0.81	20.5	0.88	22.3	4	2.76	70	0.67	17	9.13	232.0	4.76	121.0	M8*P1.25	270	9.50	20.95
2"	50	1.97	50.0	8.50	215.9	1.65	42.0	3.62	91.9	0.06	1.6	5.00	127.0	6.50	165.1	0.88	22.3	0.75	19.0	8	2.76	70	0.67	17	9.13	232.0	5.08	129.0	M8*P1.25	500	11.30	24.92
2 1/2"	65	2.56	65.0	9.50	241.3	1.65	42.0	4.12	104.6	0.06	1.6	5.88	149.3	7.50	190.5	1.00	25.4	0.88	22.3	8	2.76	70	0.67	17	9.13	232.0	5.55	141.0	M8*P1.25	800	18.80	41.45
3"	80	3.15	80.0	11.12	282.4	2.20	56.0	5.00	127.0	0.06	1.6	6.62	168.1	8.25	209.5	1.12	28.4	0.88	22.3	8	4.02	102	0.87	22	12.87	327.0	6.52	165.7	M10*P1.5	1150	26.60	58.65
4"	100	3.94	100.0	12.00	304.8	2.20	56.0	6.19	157.2	0.06	1.6	7.88	200.1	10.00	254.0	1.25	31.7	0.88	22.3	8	4.02	102	0.87	22	12.87	327.0	7.11	180.7	M10*P1.5	2120	41.40	91.29
6"	150	5.91	150.0	15.88	403.3	2.24	57.0	8.50	215.9	0.06	1.6	10.62	269.7	12.50	317.5	1.44	36.5	0.88	22.3	12	4.92	125	1.06	27	42.26	1073.4	9.95	252.8	M12*P1.75	5100	92.00	202.86
8"	200	7.87	200.0	19.75	501.6	2.26	57.5	10.62	269.7	0.06	1.6	13.00	330.2	15.00	381.0	1.62	41.1	1.00	25.4	12	5.51	140	1.30	33	42.52	1080.0	11.73	297.9	M16*P2.0	9400	124.00	273.13