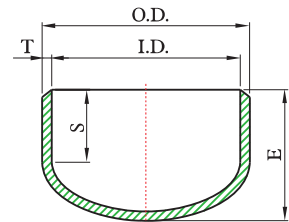
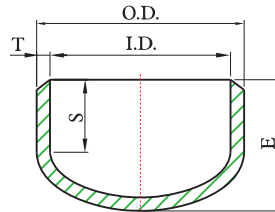
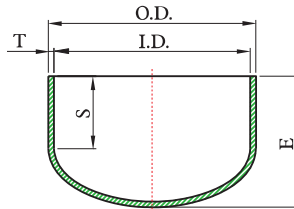




Tapones Cap Cédulas 5S/10S/40S



PART C

DIMENSIONES

unit : inch / lb

Nominal pipe size	Outside diameter (O.D.)	Length (E)	Tangent Length (S)	Schedule 5S			Schedule 10S			Schedule 40S		
				Inside diameter (I.D.)	Wall thickness (T)	Approx. weight **	Inside diameter (I.D.)	Wall thickness (T)	Approx. weight **	Inside diameter (I.D.)	Wall thickness (T)	Approx. weight **
1/2	.840	1	.74	.710	.065	.08	.674	.083	.09	.622	.109	.10
3/4	1.050	1	.68	.920	.065	.11	.884	.083	.12	.824	.113	.13
1	1.315	1-1/2	1.10	1.185	.065	.18	1.097	.109	.19	1.049	.133	.28
1-1/4	1.660	1-1/2	1.02	1.530	.065	.20	1.442	.109	.28	1.380	.140	.38
1-1/2	1.900	1-1/2	.95	1.770	.065	.22	1.682	.109	.31	1.610	.145	.50
2	2.375	1-1/2	.83	2.245	.065	.36	2.157	.109	.38	2.067	.154	.60
2-1/2	2.875	1-1/2	.68	2.709	.083	.50	2.635	.120	.56	2.469	.203	1.00
3	3.500	2	1.02	3.334	.083	.86	3.260	.120	.88	3.068	.216	1.56
3-1/2	4.000	2-1/2	1.40	3.834	.083	1.20	3.760	.120	1.25	3.548	.226	2.25
4	4.500	2-1/2	1.26	4.334	.083	1.25	4.260	.120	1.44	4.026	.237	2.69
5	5.563	3	1.48	5.345	.109	2.00	5.295	.134	2.25	5.047	.258	4.06
6	6.625	3-1/2	1.70	6.407	.109	2.75	6.357	.134	3.00	6.065	.280	7.12
8	8.625	4	1.68	8.407	.109	4.50	8.329	.148	5.50	7.981	.322	12.50
10	10.750	5	2.13	10.482	.134	9.50	10.420	.165	10.80	10.020	.365	20.30
12	12.750	6	2.63	12.438	.156	14.00	12.390	.180	14.40	12.000	.375	28.80
14	14.000	6-1/2	2.81	13.688	.156	17.00	13.624	.188	18.00	13.250	.375	35.70
16	16.000	7	2.81	15.670	.165	30.00	15.624	.188	32.00	15.250	.375	48.50
18	18.000	8	3.31	17.670	.165	38.00	17.624	.188	39.60	17.250	.375	59.40
20	20.000	9	3.81	19.624	.188	55.00	19.564	.218	60.00	19.250	.375	75.00
24	24.000	10-1/2	4.31	23.564	.218	75.00	23.500	.250	76.00	23.250	.375	98.00