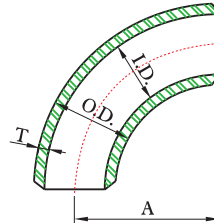
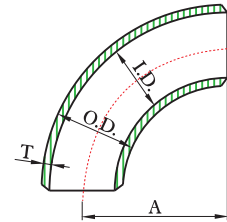
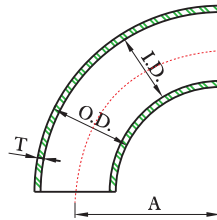





# Codos 90° RL Cédulas 5S/10S/40S



PART L

## DIMENSIONES

Nominal pipe size	Outside diameter (O.D.)	Center to face (A)	Schedule 5S			Schedule 10S			Schedule 40S		
			Inside diameter (I.D.)	Wall thickness (T)	Approx. weight **	Inside diameter (I.D.)	Wall thickness (T)	Approx. weight **	Inside diameter (I.D.)	Wall thickness (T)	Approx. weight **
1/2	.840	1-1/2	.710	.065	.12	.674	.083	.14	.622	.109	.18
3/4	1.050	1-1/2	.920	.065	.13	.884	.083	.15	.824	.113	.19
1	1.315	1-1/2	1.185	.065	.19	1.097	.109	.30	1.049	.133	.35
1-1/4	1.660	1-7/8	1.530	.065	.31	1.442	.109	.50	1.380	.140	.56
1-1/2	1.900	2-1/4	1.770	.065	.38	1.682	.109	.69	1.610	.145	.88
2	2.375	3	2.245	.065	.64	2.157	.109	1.13	2.067	.154	1.56
2-1/2	2.875	3-3/4	2.709	.083	1.50	2.635	.120	1.88	2.469	.203	3.00
3	3.500	4-1/2	3.334	.083	2.00	3.260	.120	2.69	3.068	.216	4.81
3-1/2	4.000	5-1/4	3.834	.083	2.62	3.760	.120	3.75	3.548	.226	6.25
4	4.500	6	4.334	.083	3.31	4.260	.120	4.75	4.026	.237	9.19
5	5.563	7-1/2	5.345	.109	6.50	5.295	.134	8.00	5.047	.258	15.13
6	6.625	9	6.407	.109	10.00	6.357	.134	12.00	6.065	.280	24.00
8	8.625	12	8.407	.109	17.30	8.329	.148	23.50	7.981	.322	47.50
10	10.750	15	10.482	.134	32.00	10.420	.165	43.00	10.020	.365	85.00
12	12.750	18	12.438	.156	51.00	12.390	.180	60.00	12.000	.375	131.00
14	14.000	21	13.688	.156	68.00	13.624	.188	80.00	13.250	.375	155.00
16	16.000	24	15.670	.165	100.00	15.624	.188	105.00	15.250	.375	202.00
18	18.000	27	17.670	.165	125.00	17.624	.188	132.00	17.250	.375	269.00
20	20.000	30	19.624	.188	165.00	19.564	.218	220.00	19.250	.375	330.00
24	24.000	36	23.564	.218	280.00	23.500	.250	310.00	23.250	.375	464.00